

F.No. J-17011/01/2021-GC(P)Pt.

**MONTHLY SUMMARY
ON
RURAL DEVELOPMENT
JULY - 2021**

**Government of India
Ministry of Rural Development
Department of Rural Development**

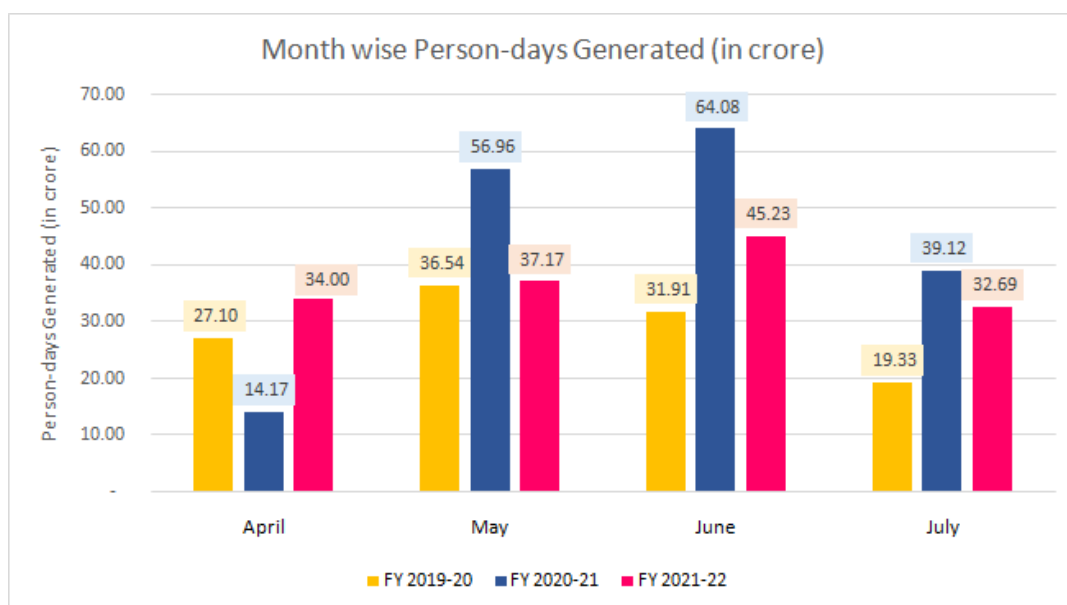
1. Important policy decisions taken and major achievements during the month:

(i) Mahatma Gandhi National Rural Employment Guarantee Act

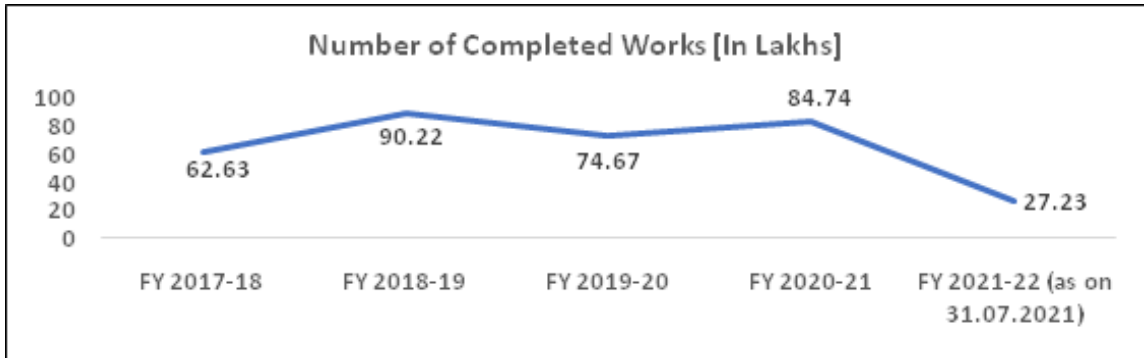
Under the Mahatma Gandhi National Rural Employment Guarantee Scheme (MGNREGS) 2.10 crore workers were offered employment daily on average basis in the month of July 2021 compared to 4.76crore in July 2020. Further, 32.69crore person-days of work was generated during the month of July 2021 as against 39.12crore in the corresponding month of previous year. In the FY 2021-22, against a BE of Rs.73,000crore, Rs.45,902.10crore has been released as on 31.07.2021, for providing employment to 5.02crore households thereby generating 149.54crore person days of work. In the current FY, Rs.31288.00 crore has been paid as wages to the workers, which is around 67 % of the total expenditure made so far. Also, during the current FY, around 53% of employment has been generated for women and 37% for SCs & STs. This Act has ensured financial inclusion of around 13.01 crore active workers of Mahatma Gandhi NREGA scheme having their active saving accounts in Banks and Post Offices.98% of such accounts are with banks and the remaining 2% are with the Post Offices.

Month-wise Person-days Generated (in crore)						
S. No.	Period	FY 2019-20	FY 2020-21	FY 2021-22	% Increase against FY 2019-20	% Increase against FY 2020-21
1	1- 30 April	27.10	14.17	34.00	25%	140%
2	1- 31 May	36.54	56.96	37.17	2%	-35%
3	1- 30 June	31.91	64.08	45.23	42%	-29%
4	1-31stJuly	19.33	39.12	32.69	69%	-16%

i.



Number of Works Completed (in lakh)

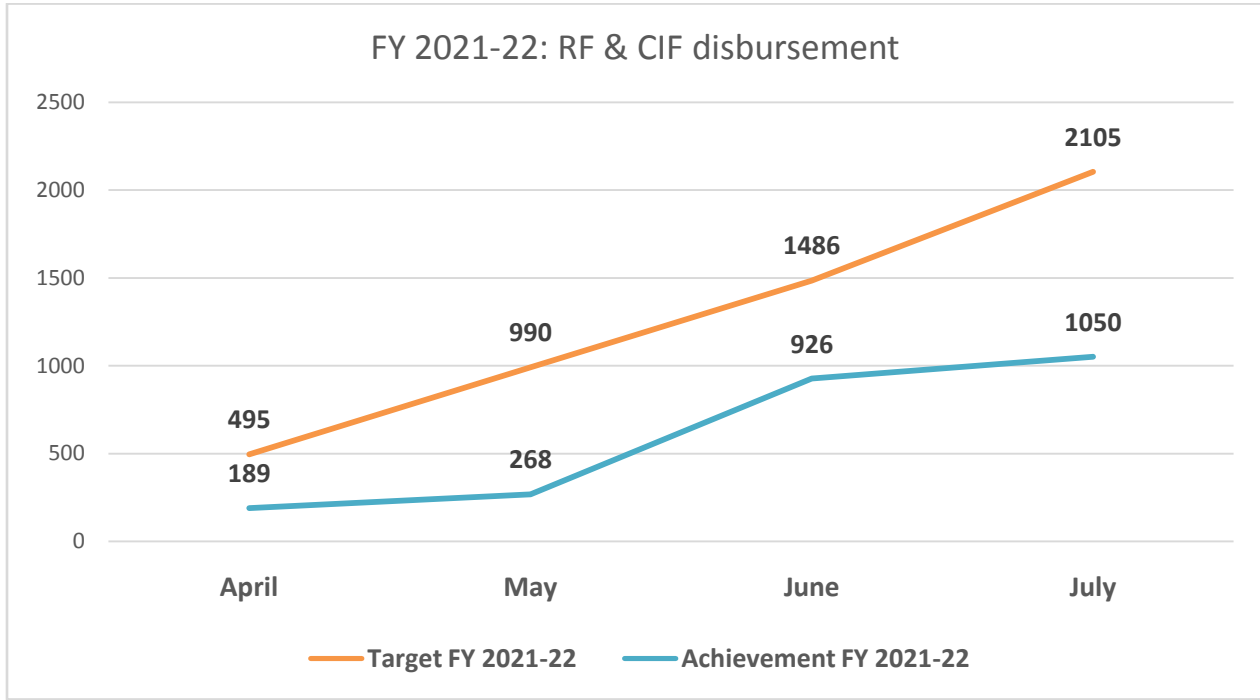


Average number of workers Offered Employment daily (in crore)			
Month	FY 2019-20	FY 2020-21	FY 2021-22
April	1.36	0.47	1.32
May	1.51	2.17	1.91
June	1.74	3.58	2.46
July	1.05	4.76	2.10

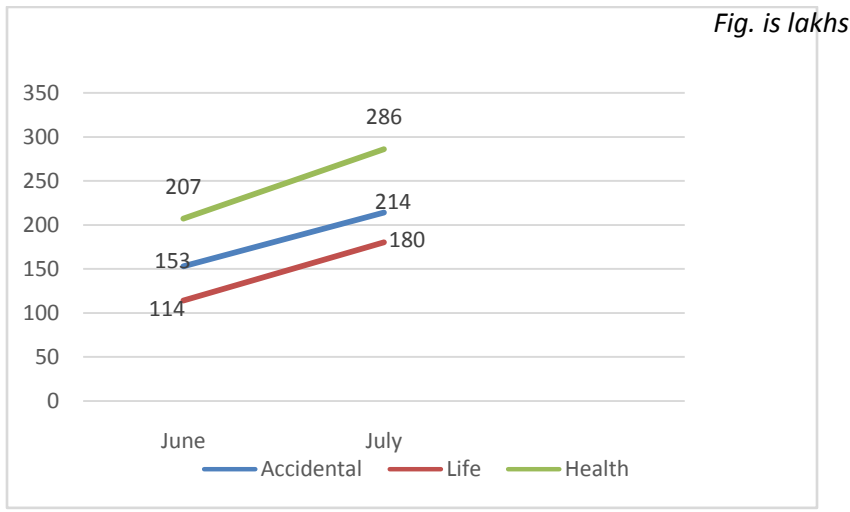
(ii) DeendayalAntyodayaYojana(DAY-NRLM)

a) Under the DeendayalAntyodayaYojana(DAY-NRLM), against a total allocation of Rs.13,677.61crore for FY 2021-22, a total of Rs.2188.82crore has been released upto 31.07.2021. During the FY 2021-22, about 10.94 lakh women have been mobilized into 84371 Self Help Groups till 31.07.2021, that makes a cumulative coverage of 7.63 crore women into about 69.92 lakh SHGs. Capitalization support of Rs.156.67crore in the form of Revolving Fund (RF) and Community Investment Support Fund (CISF) of Rs. 485.28crore has been provided to SHGs during 2021-22 (cumulatively Rs. 4,488.60.84crore of RF and Rs.9582.42crore of CISF). An additional 241 new intensive blocks have been included under the programme which make the cumulative achievement to 6,761 Blocks under the programme.5,794 village organizations (VO) and 538 Cluster Level Federation (DLF) have been promoted during this year (cumulatively 4,07,228 VOs and 30,887 CLFs). 1,61,662 enterprises have been formed in 23 States under the Start-up Village Entrepreneurship Programme (SVEP) till June, 2021 out of which 6,117 enterprises were set up during FY2021-22.

Revolving Fund (RF) and Community Investment Fund (CIF) for FY 2021-22: April-May-June-July(in Rs. crore)



b) Risk coverage of SHG members



(iii) PradhanMantri Gram SadakYojana (PMGSY)

a) Under the PradhanMantri Gram SadakYojana (PMGSY), during the month of July, 2021, Against 1,78,184 eligible habitations of 250+ and 500+ population size identified for coverage under the scheme, 16,086 habitations have been provided connectivity by the States out of their own resources and 4,721 habitations have either

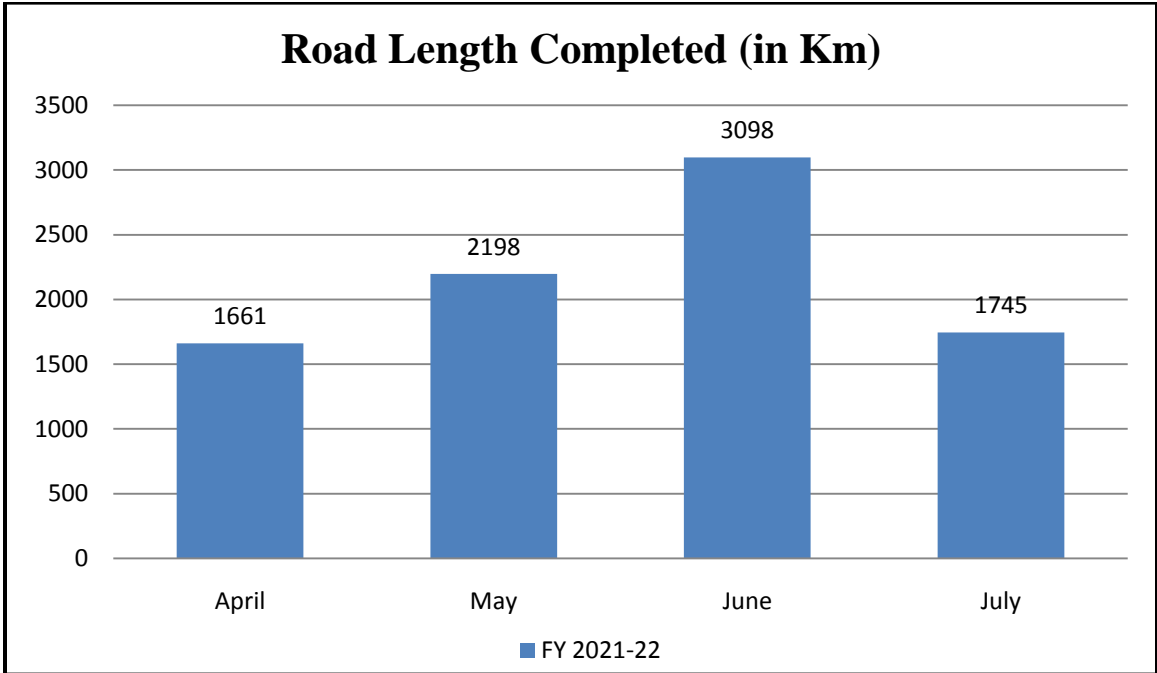
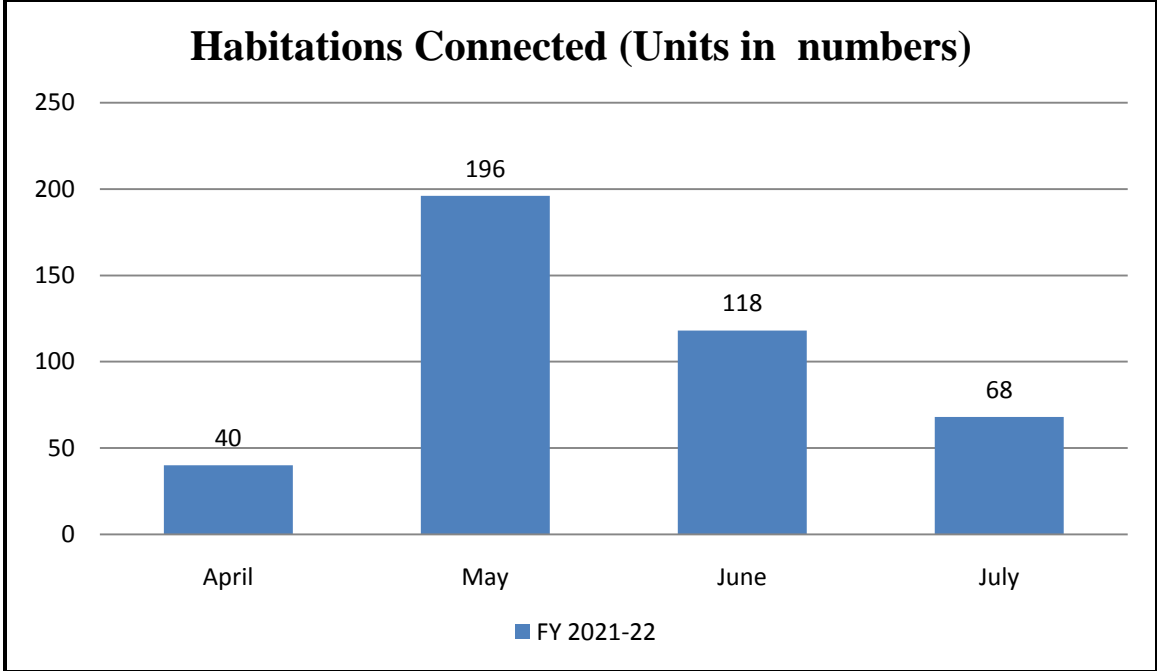
been dropped or have not been found feasible. Out of the balance 1,57,377 habitations sanctioned for providing connectivity under the PMGSY, 1,55,293 have already been covered till 31st July, 2021. Thus, as on 31st July, 2021, 2,084 habitations remain to be saturated. Under 100-249 population category (LWE areas), 6,260 habitations have been sanctioned for providing all-weather road connectivity, out of which 5,778 habitations have been saturated till 31st July, 2021 and 482 remain to be saturated. A total of 7,67,770 km road length has been sanctioned and **6,71,381** km constructed till 31st July, 2021 under various interventions/verticals of schemes detailed below:

(Length in Km)

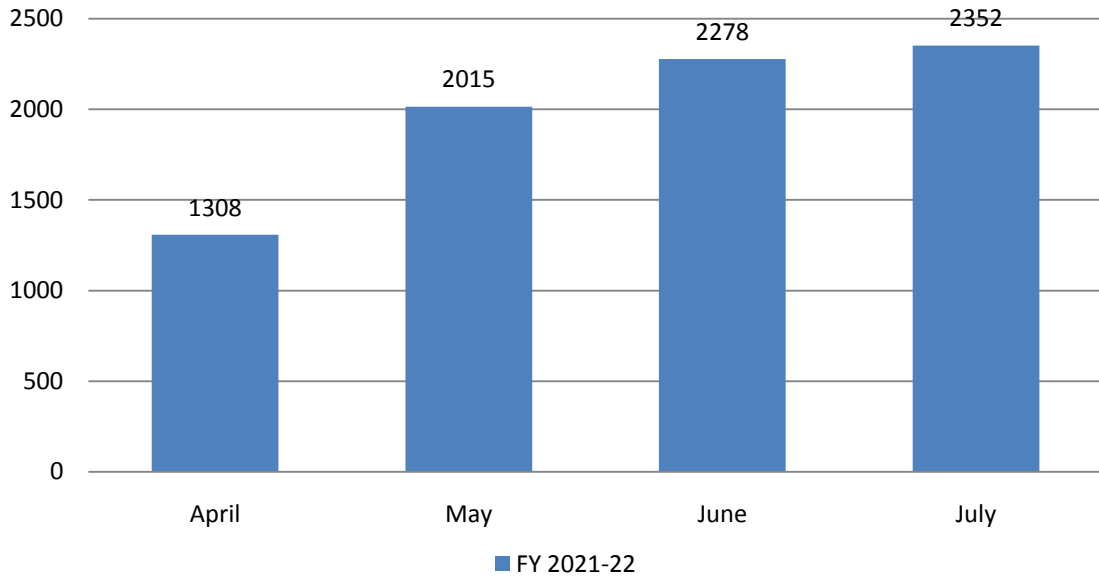
Name of the Interventions	Sanctioned Length	Completed Length	Balance Length*
PMGSY-I	6,45,630	6,08,089	22,452
PMGSY-II	49,904	44,462	4,998
RCPLWEA	9,268	4,228	5,020
PMGSY-III	62,968	14,602	48,344
TOTAL	7,67,770	6,71,381	80,815

Balance road length is less than the difference of sanctioned and completed length due to reduction in curve length, change in alignment, construction of part length by other agencies, etc.

b) Comparative charts indicating monthly Physical and Financial progress upto the month of July 2021 is given below:-



Expenditure Incurred (in crores)



(iv) PradhanMantriAwaasYojana-Gramin

a) Under the PMAY-G, against a BE of 19,500 crore for the F.Y 2021-22, an amount of 3714.24crore has been released upto31.07.2021 including an amount of Rs.446.22crore released during the month of July, 2021. A total of 194.82 lakh houses have been completed as on 31st July, 2021.All States/UTs have been requested to share reasons for delay in completion of houses for the FYs 2016-17 and 2017-18 and to provide a clear roadmap for completion of incomplete/delayed houses in time bound manner.

b) Comparative chart of Physical and Financial Progress under PMAY-G

Funds released (Rs. in crore)				House completed during FY 2021-22 (units in Nos.)				Total Houses completed under PMAY-G cumulative (in units lakhs)			
April	May	June	July	April	May	June	July	April	May	June	July
175.53	1,062.02	2,030.43	446.22	81,184	2,11,578	9,18,907	5,20,530	182.03	184.15	190.777	194.82

(v) National Social Assistance Programme (NSAP)

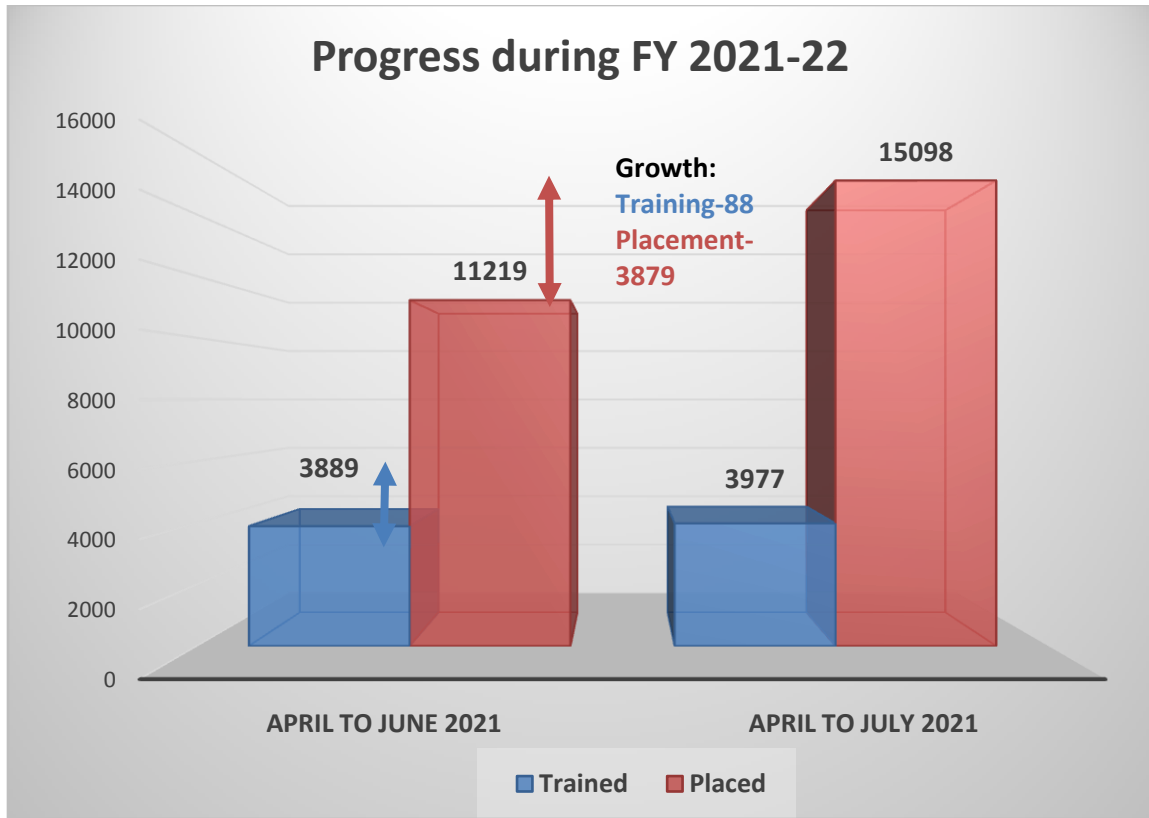
Under NSAP, out of Rs. 9,200 crore allocated for the FY 2021-22, an amount of Rs.1666.88 crore has been released to the states/UTs till July, 2021 including an amount of Rs.704.79Crore released during the month of July 2021. While 20.39 crore DBT transactions were recorded in the FY 2020-21, a total of 4.15crore DBT transactions have been reported by the states in the current FY upto the month of June 2021.

(vi) DeenDayalUpadhyayaGraminKaushalyaYojana (DDU-GKY)

a) Under the DDU-GKY, during FY 2021-22,3,977 Candidates have been trained and 15,098 candidates placed uptoJuly 2021 including 88 candidates trained and 3,879 candidates placed during the month of July 2021, which is inclusive of candidates trained under Himayat Schemes.

b) **Month wise growth in training and placement:**

Period (2021-22)	Trained	Placed
April to June 2021	3889	11219
April to July 2021	3977	15098

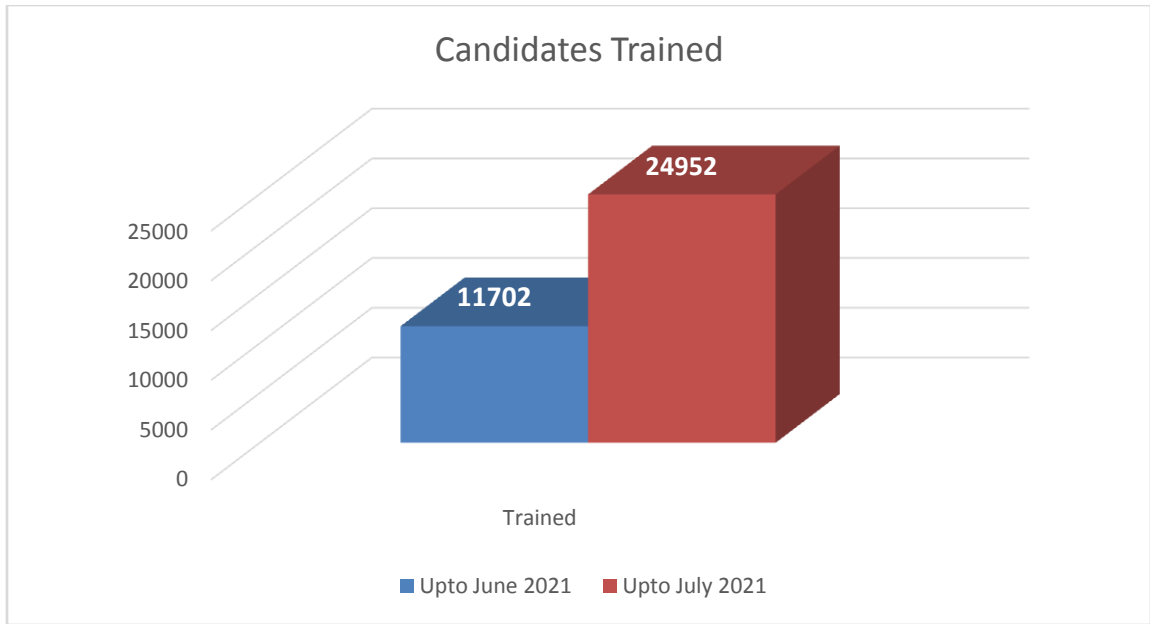


c) RSETIs

Under RSETI programme, in the FY 2021-22, a total of 24,952 candidates have been trained and 29678 candidates settled upto July 2021 inclusive of 13,250 candidates trained and 8,948 candidates settled during the month of July 2021. The training activity has been impacted due to second wave of Covid-19.

Month wise growth in training:

Period (2021-22)	Trained
April to June 2021	11,702
April to July 2021	24,952

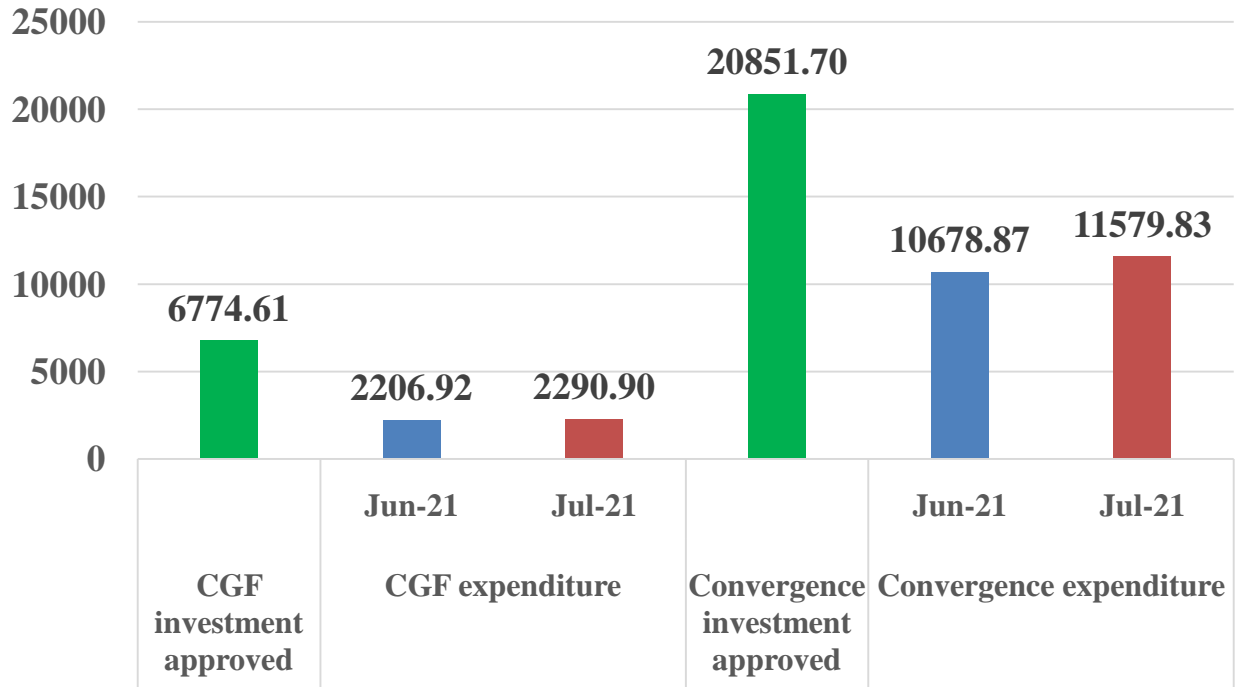


(vii) Spatial Planning of the clusters under Shyama Prasad Mukherji Rural Mission

Monthly achievements under Shyama Prasad MukherjiRurban Mission (SPMRM) is detailed below:

a) Financial progress:

Financial progress (Expenditure in Rs. crore)



b) Rurbansoft progress—Steps have been taken to digitize the Mission data, as well as, monitor real time progress of the Mission through MIS portal. It has been followed up with States & UTs rigorously. As a result significant progress is achieved recently in comparison to that of December 2020.

